









## DP2 10 DELPHI PUMP FASING (This equipment allows the DP2 10 pump fasing)







### DX73709 FASE ANGLE MEASURING

ITEM	DESCRIPTION	ITEM	DESCRIPTION
	<p>LDC DTM 3000 control unit with power supplier and cable set</p>		<p>Pump revolutions Right/Left selection</p>
	<p><u>Dynamic position sensor</u></p> <p>1) Allow Pump fasing during revolutions.</p> <p>2) Once revolutions are stopped, the fase can be fixed.</p>		

**SPECIAL COUPLING ON BEARING KIT DELPHI SUPPORT PUMP  
DX75111**

COD.	ITEM	DESCRIPTION	COD.	ITEM	DESCRIPTION
DX75121		Special coupling for Delphi pumps mounted on bearing	DX75125		CR DFP1 9044A05... Ssangyong Ring
DX75122		CR DFP1 9042A... Renault Ring	DX75126		CR DFP1 9044A... Ford - Kia Ring
DX75123		DP210 Ø68X15 CR DFP1 9042A02... Citroen Centering ring	DX75119		<b>OPTIONAL</b> DP210 Ø50X35 Ring
DX75124		DP210 Ø50X15 Centering ring			

**STANDARD EQUIPMENT**

COD.	ITEM	DESCRIPTION	COD.	ITEM	DESCRIPTION
DX75765		NBF Test injector	DX813062/1		High pressure connection pipe Ø 12/12
DX73772		Test injector adaptor			Test injector fitting (Sample image)